

Scaled data based on original data using
LM-79-08 Approved Method: Electrical and Photometric Measurements of Solid-
State Lighting Products

Test Report Prepared for
Cooper Lighting Solutions
(formerly Eaton)

Brand: STREETWORKS

Report Number: P510693

Luminaire Tested: **CST-CA6-230-760-U-T5N**

Issue Date: 4/6/2021

Test Information

Test Method: LM-79-08
Report Number: P510693
TEST IS SCALED FROM IESNA LM-79-08 TEST DATA (G3-2102-151-13)
Test Lab: COOPER LIGHTING SOLUTIONS
Issue Date: 4/6/2021
Manufacturer: COOPER LIGHTING SOLUTIONS (FORMERLY EATON)
Product Line: STREETWORKS
Catalog Number: CST-CA6-230-760-U-T5N
Description: CELESTEON HIGH MAST LUMINAIRE
Light Source: (6) 5700K CCT, 70 CRI LEDS
Ballast/Driver: ELECTRONIC DRIVER

Summary

Lumens per Lamp: N/A
Luminaire Lumens: 36601 lumens
Efficiency: N/A
Efficacy: 160.7 lumens/watt
Luminous Opening: Circular (Dia: 2.08' x H: 0')
IES Classification: Type V - Short
BUG Rating: B5 - U0 - G3

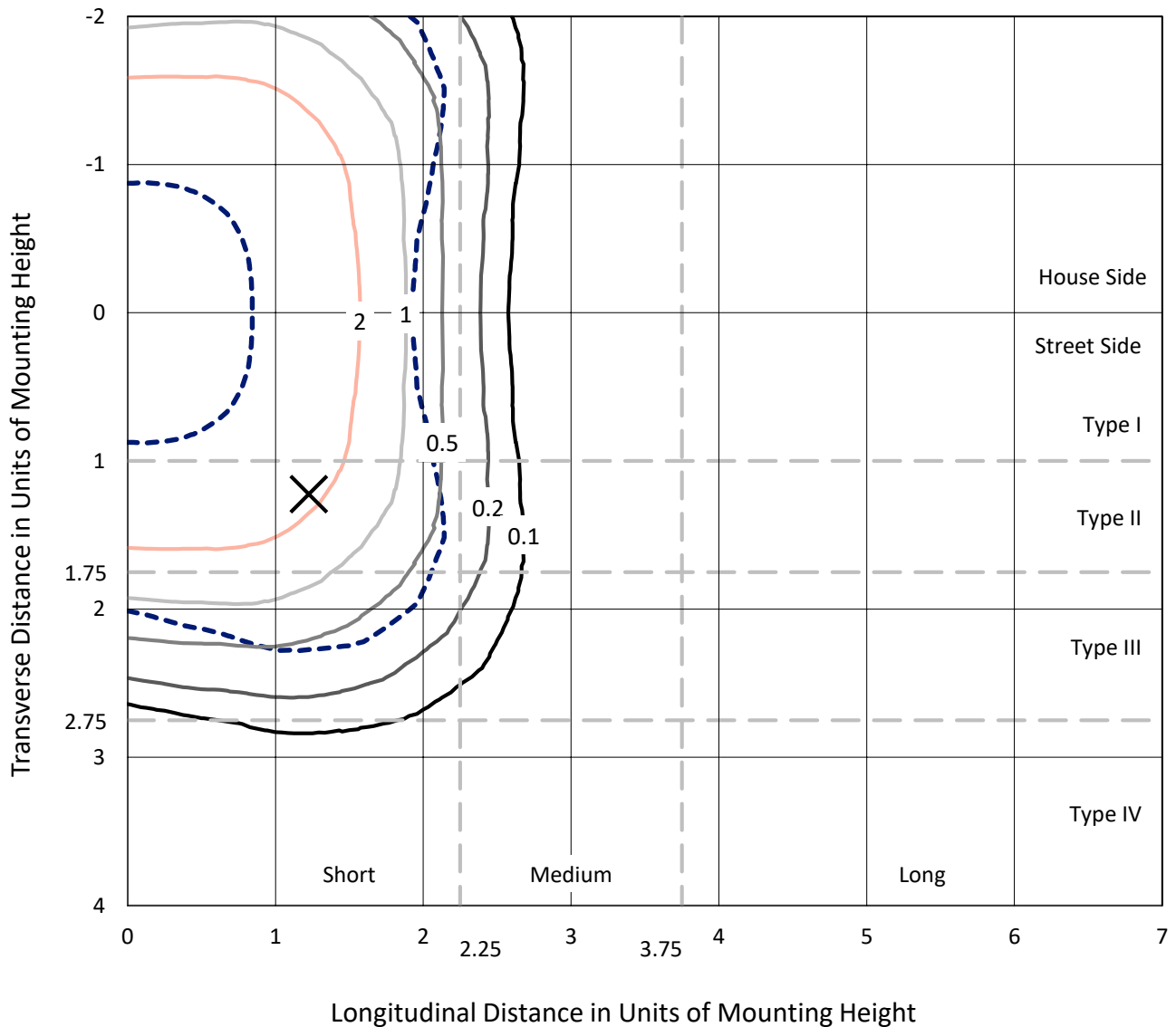
Input Watts (W): 227.8
Input Voltage (V): 120
Input Current (Ain): NR
Voltage Rise (V): NR
Power Factor: NR
Total Harmonic Distortion (THDi): NR
Frequency (hertz): 60
Stabilization Time: NR
Operation Time: NR
Ambient Temperature (°C): NR
Test Distance: 24 FT



REPORT NUMBER: P510693
 CATALOG NUMBER: CST-CA6-230-760-U-T5N

Iso-Footcandle Lines of Horizontal Illumination

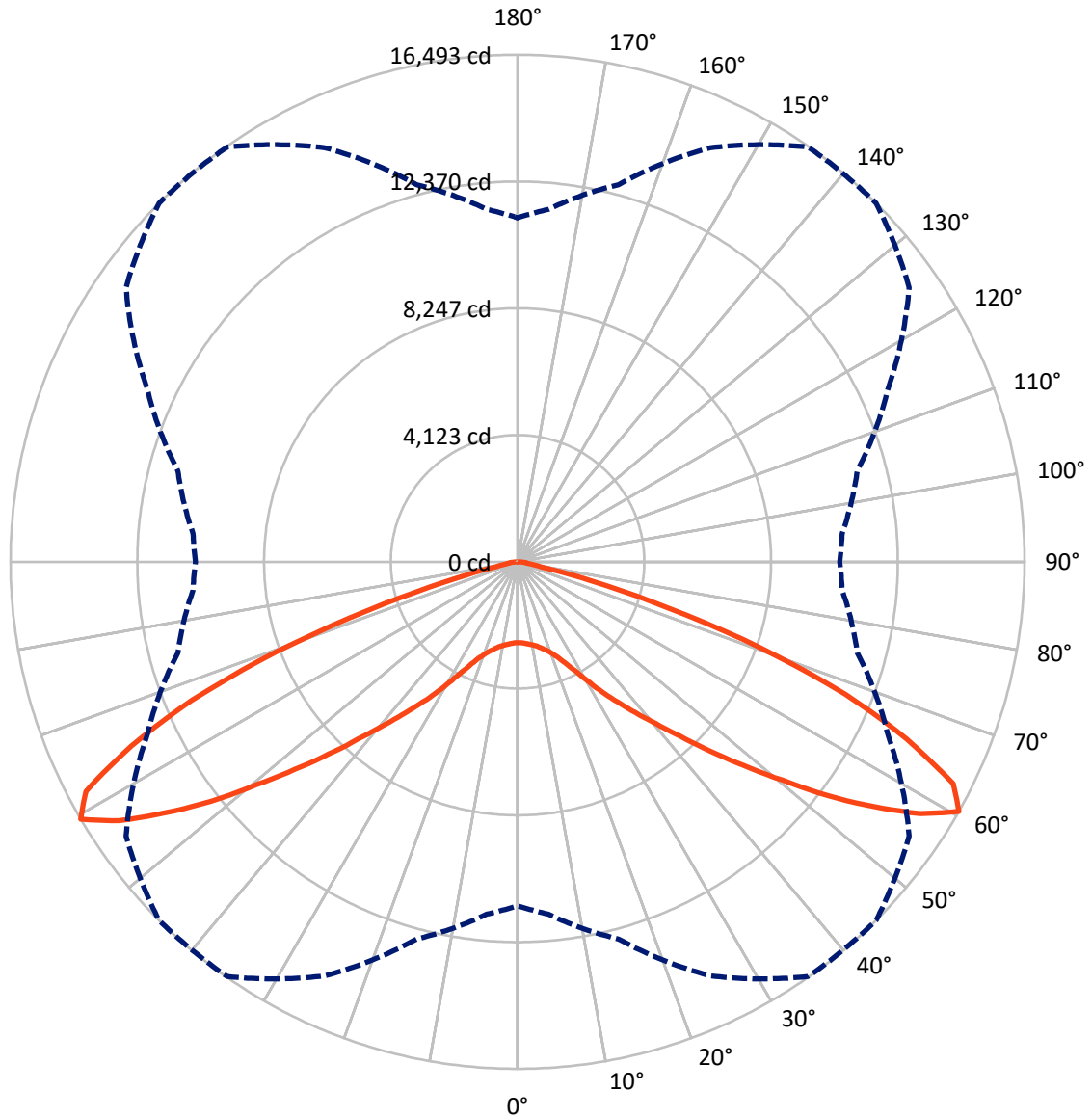
✕ Max cd
 - - - 1/2 Max cd



Based on 30 foot mounting height. Maximum calculated value = 4.1 fc
 Type V - Short - N/A

REPORT NUMBER: P510693
CATALOG NUMBER: CST-CA6-230-760-U-T5N

Luminous Intensity Polar Plot



— Vertical Plane Through 45-Deg Lateral - - - Horizontal Cone Through 60-Deg Vertical

REPORT NUMBER: P510693
 CATALOG NUMBER: CST-CA6-230-760-U-T5N

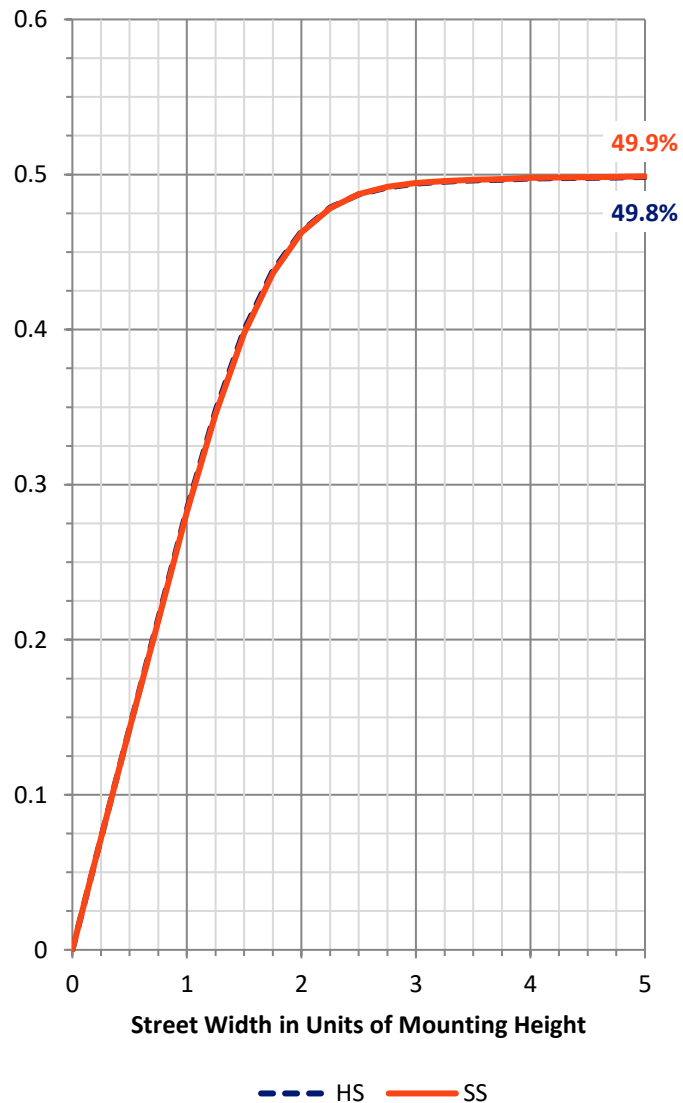
FLUX DISTRIBUTION:

		Downward	Upward	Total
House Side	Lumens	18300.5	0.0	18300.5
	% Fixture	50.0	0.0	50.0
Street Side	Lumens	18300.5	0.0	18300.5
	% Fixture	50.0	0.0	50.0
Total	Lumens	36601.0	0.0	36601.0
	% Fixture	100.0	0.0	100.0

ZONAL LUMENS:

Zone	Lumens	% Fixture
0°-10°	257.2	0.7
10°-20°	838.5	2.3
20°-30°	1780.8	4.9
30°-40°	3775.9	10.3
40°-50°	7180.8	19.6
50°-60°	11391.9	31.1
60°-70°	9629.2	26.3
70°-80°	1584.2	4.3
80°-90°	162.4	0.4
90°-100°	0.0	0.0
100°-110°	0.0	0.0
110°-120°	0.0	0.0
120°-130°	0.0	0.0
130°-140°	0.0	0.0
140°-150°	0.0	0.0
150°-160°	0.0	0.0
160°-170°	0.0	0.0
170°-180°	0.0	0.0
0°-90°	36601.0	100.0
0°-180°	36601.0	100.0

Coefficient of Utilization

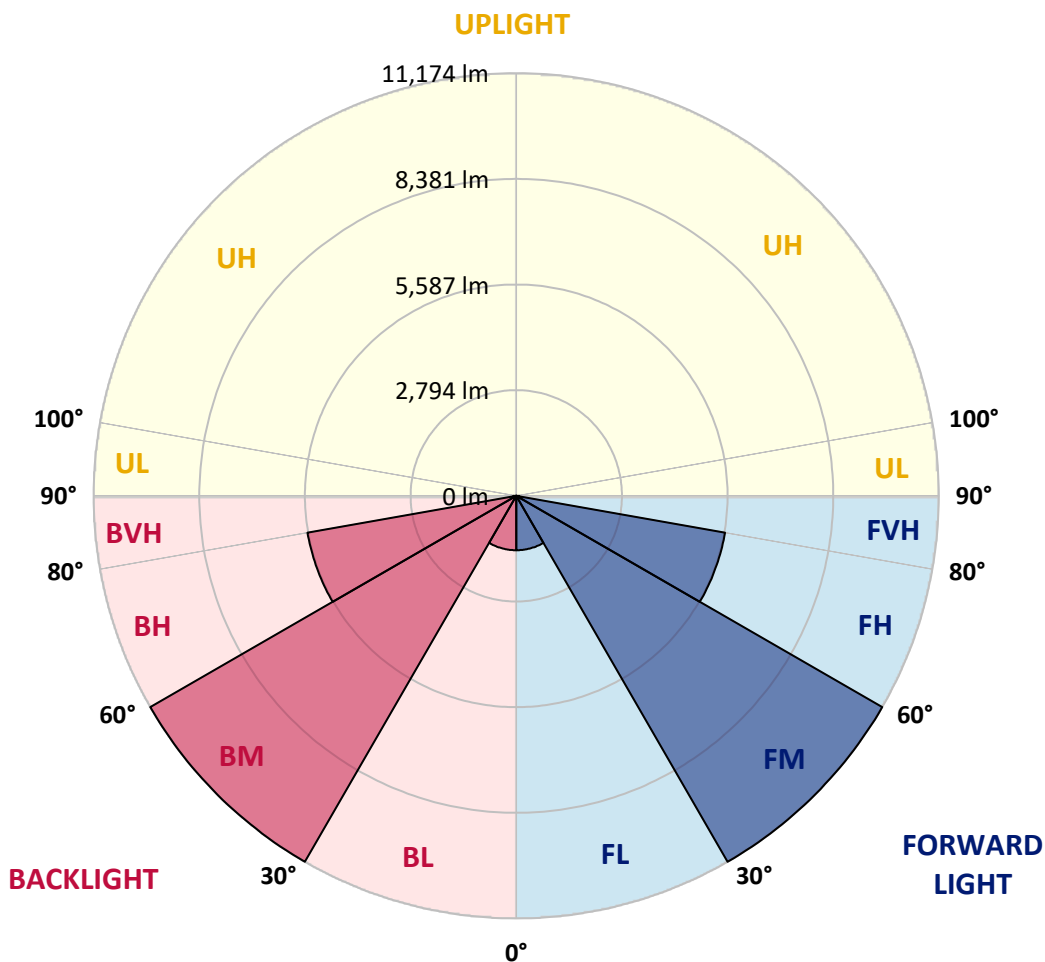


REPORT NUMBER: P510693
 CATALOG NUMBER: CST-CA6-230-760-U-T5N

LUMINAIRE CLASSIFICATION SYSTEM LUMEN TABLE AND BUG RATING:

Zone	Lumens	% Fixture	Zone Rating/Lumen Limit		
			B	U	G
FL (0°-30°)	1438.2	3.9			
FM (30°-60°)	11174.4	30.5			
FH (60°-80°)	5606.7	15.3			G3/7500
FVH (80°-90°)	81.2	0.2			G1/100
BL (0°-30°)	1438.2	3.9	B3/2500		
BM (30°-60°)	11174.4	30.5	B5		
BH (60°-80°)	5606.7	15.3	B5		G3/7500
BVH (80°-90°)	81.2	0.2			G1/100
UL (90°-100°)	0.0	0.0		U0/0	
UH (100°-180°)	0.0	0.0		U0/0	

BUG Rating: B5-U0-G3
 Type V Short





REPORT NUMBER: P510693
 CATALOG NUMBER: CST-CA6-230-760-U-T5N

CANDELA DISTRIBUTION (FULL):

	0°	5°	15°	25°	35°	45°	55°	65°	75°	85°	90°
0°	2627.8	2627.8	2627.8	2627.8	2627.8	2627.8	2627.8	2627.8	2627.8	2627.8	2627.8
2.5°	2646.8	2640.2	2638.2	2635.4	2636.8	2637.5	2641.3	2641.6	2641.6	2645.1	2650.9
5°	2676.5	2667.8	2664.7	2661.3	2663.0	2664.7	2668.2	2670.3	2669.9	2672.0	2677.1
7.5°	2708.5	2705.4	2701.6	2699.6	2699.6	2704.4	2702.0	2705.8	2705.4	2707.9	2711.0
10°	2756.1	2749.2	2748.9	2745.1	2746.8	2751.0	2751.7	2751.0	2751.7	2753.0	2760.3
12.5°	2816.5	2814.8	2815.8	2812.7	2811.7	2816.2	2817.2	2821.7	2823.1	2827.2	2831.7
15°	2913.8	2902.7	2901.4	2901.0	2903.1	2910.0	2912.1	2920.3	2924.1	2930.0	2940.0
17.5°	3023.8	3027.6	3020.7	3020.0	3019.7	3025.2	3030.7	3049.0	3054.9	3068.3	3076.9
20°	3199.4	3192.5	3188.4	3171.8	3167.7	3177.3	3197.3	3221.5	3232.9	3254.2	3270.5
22.5°	3434.0	3422.2	3394.0	3374.3	3366.0	3382.6	3404.3	3442.9	3488.8	3515.4	3522.6
25°	3773.1	3726.8	3691.6	3656.8	3644.4	3668.9	3704.1	3765.5	3823.1	3876.2	3900.7
27.5°	4186.0	4156.6	4086.6	4031.8	4010.0	4030.7	4103.9	4190.4	4296.0	4351.2	4359.5
30°	4710.3	4695.1	4605.8	4503.0	4464.3	4500.2	4586.4	4704.4	4851.4	4964.9	4984.9
32.5°	5359.5	5282.5	5158.4	5040.7	4999.3	5043.2	5129.7	5299.1	5497.1	5622.7	5665.4
35°	6103.9	6016.9	5830.3	5649.6	5596.1	5601.6	5740.3	5979.0	6249.8	6425.0	6473.0
37.5°	6924.9	6836.2	6616.1	6335.7	6211.8	6221.2	6402.6	6713.1	7084.2	7275.3	7338.8
40°	7801.0	7709.3	7482.3	7166.3	6962.8	6921.4	7163.9	7542.0	7919.0	8149.4	8173.9
42.5°	8657.5	8548.9	8366.4	8050.4	7864.8	7753.8	8046.6	8389.2	8769.3	8977.0	8993.2
45°	9422.6	9401.6	9255.0	9025.9	8873.1	8774.8	8983.9	9324.0	9589.6	9721.0	9769.0
47.5°	10162.2	10149.1	10102.2	10022.2	10060.1	9896.6	9997.0	10151.2	10297.1	10393.7	10430.9
50°	10810.4	10824.2	10916.3	11052.5	11327.1	11161.5	11130.1	10964.2	10968.3	10975.9	11014.6
52.5°	11345.7	11418.8	11650.7	12061.8	12654.8	12651.0	12176.0	11737.9	11539.9	11452.0	11459.9
55°	11812.4	11937.7	12320.5	13169.5	14018.0	14060.5	13414.4	12444.0	12072.9	11885.2	11909.7
57.5°	12070.1	12260.9	12909.0	14197.8	15407.1	15458.2	14738.6	13226.0	12376.1	11901.1	11921.4
60°	11185.7	11506.8	12701.7	14861.1	16469.6	16493.0	15548.2	13287.4	11438.5	10597.9	10474.7
62.5°	9153.6	9598.6	11284.3	14347.1	15977.4	15904.6	15041.5	12137.0	9396.4	8376.7	8273.3
65°	6875.9	7294.3	9059.4	12284.7	14019.1	13923.2	13044.2	9592.3	6889.0	5806.5	5679.2
67.5°	3721.3	4353.3	6004.9	9384.0	11175.7	11500.9	10283.3	6685.8	4009.0	2906.5	2794.8
70°	1285.3	1660.9	3061.8	5890.7	8060.8	8387.1	7012.5	3585.7	1754.4	1096.9	984.8
72.5°	456.4	526.0	1151.1	2844.8	4589.2	5084.9	3783.7	1442.2	559.2	407.4	399.1
75°	322.2	332.5	409.1	927.6	1986.9	2433.6	1491.9	478.8	348.7	326.0	323.9
77.5°	287.7	293.6	331.5	377.7	607.1	777.2	459.1	347.4	302.9	290.1	285.6
80°	273.5	278.0	289.1	309.8	344.3	358.1	309.8	297.0	275.6	270.1	268.4
82.5°	239.0	238.0	241.1	249.7	265.3	268.7	248.7	232.8	233.2	226.6	223.5
85°	161.8	171.4	164.2	155.2	192.5	193.5	180.4	135.2	153.5	150.4	137.6
87.5°	49.0	55.2	43.8	30.4	41.7	32.4	29.3	30.4	29.0	25.2	22.8
90°	0.0	0.0	0.0	0.0	0.0	0.0	0.0	0.0	0.0	0.0	0.0

(END OF REPORT)